



BladeFX Reporting for Spryker

Operational Reporting platform for Teams That Run the Business - fully integrated into the Spryker Backoffice and Merchant Portal.

What is BladeFX Reporting

BladeFX is a **plug-and-play operational reporting platform** built for **operations, logistics, and commercial teams** who need **immediate, role-specific visibility** into their day-to-day activities — without relying on analysts or BI training.

Unlike traditional BI tools, **BladeFX doesn't compete with BI stack** — it **complements** it by surfacing **real-time, actionable insights** from raw data. These are insights BI stack often overlooks, such as fulfillment performance, product stock-outs, and operational bottlenecks.

Designed for **frontline teams**, BladeFX empowers users to **monitor, optimize, and scale** their operations directly within **Spryker** — through a seamless plugin integration.

Who benefits from BladeFX?

Role

What They Need

How BladeFX Helps

Merchants & Marketplace Operators

Visibility into product performance, stock, and pricing across sellers

Reports to monitor fulfillment gaps, returns, and sales trends in real time

Warehouse & Fulfillment Teams

Inventory accuracy, stock movement, and operational efficiency

Real-time and scheduled updates on stock levels, fulfillment, cancellations, and returns to streamline operations

Operations & Supply Chain Managers

Oversight of execution, delivery, and process timelines

Surface real-time data to detect bottlenecks, align teams, and improve process efficiency

Category Managers

Insights into product availability, pricing, and assortment coverage

Track KPIs like stock-outs, overstocks, and category-level product mix

Customer Service Teams

Fast access to order, delivery, and issue data

Instantly retrieve relevant data to resolve issues quickly and confidently

Execs

Reliable, cross-functional performance metrics

Unify KPIs across roles and departments for confident, strategic decision-making

Reporting Layer for the entire Spryker Ecosystem

BladeFX acts as the centralized reporting layer, seamlessly powering real-time and scheduled insights across the entire Spryker ecosystem.



Why BladeFX for Spryker is a game-changer

» Instant Operational Visibility

Know exactly what's happening across fulfillment, sales, product catalogue and stock – without switching to external BI tools.

» Automation-First Reporting

Auto-scheduled reports and smart alerts / notifications reduce manual effort and eliminate spreadsheet chaos.

» Lower TCO

Eliminate developer effort spent building custom forms just to mimic reporting functionality.

» Embedded in Spryker

No additional tools to integrate or maintain. BladeFX works seamlessly inside your existing Spryker environment.

» Customizable for Every Role

From executives to warehouse teams – every user gets the insights they need, in the interface they use (Spryker BO & MP, BladeFX web application & mobile application).

» Faster time-to-insight

From installation to first insights in matter of hours.

Core capabilities at glance

❖ Multi-Source Data integration

Connect to databases, APIs, CSVs, and external platforms like ERP, WMS, loyalty or CRM systems — all within one reporting environment.

❖ Pixel Perfect Outputs

Design reports for any channel — print, PDF, mobile, or screen — with complete control over formatting, layout, and visual precision. Export in multiple formats to seamlessly process and share your data.

❖ Real-Time and Scheduled Reporting

Visualize KPIs across commerce operations with drill-downs, linked reports, and auto-refresh dashboards. Schedule reports for teams or execs — daily, weekly, or on key triggers.

❖ Role Based Access Control

Ensure secure, scoped data access by role, department, or user group — even in multi-tenant environments. Full audit logging included.

Why it matters to Spryker Solution Partners?

A scalable revenue ecosystem powered by BladeFX – unlock new services revenue, without additional Spryker development overhead!



Turn Reporting into Revenue, While Delivering More Value to Clients



New Revenue Stream for Spryker Solution Partners and System Integrators

Earn referral fees, build custom reports, and provide reporting services – all without touching Spryker core



No Need for Core Developers

SQL Developers or analysts can manage and adjust reports – no PHP or Spryker expertise required



Stronger Business Case for Clients

Clients get powerful, embedded reporting with less cost and complexity than traditional BI tools



Faster Time-to-Impact

Launch operational reports in days - with no long implementation cycles.

Pricing



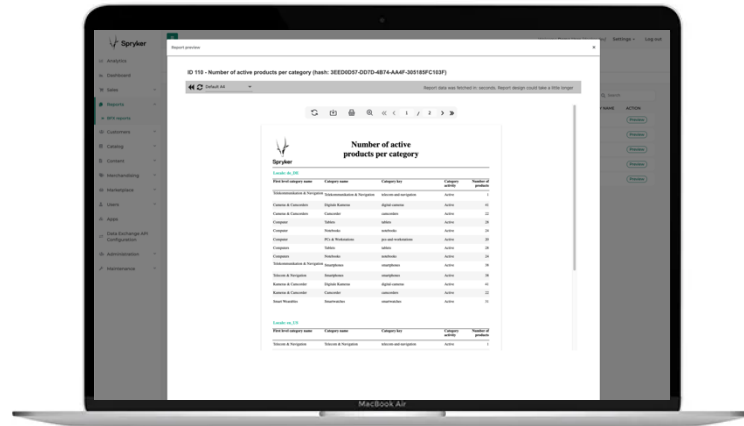
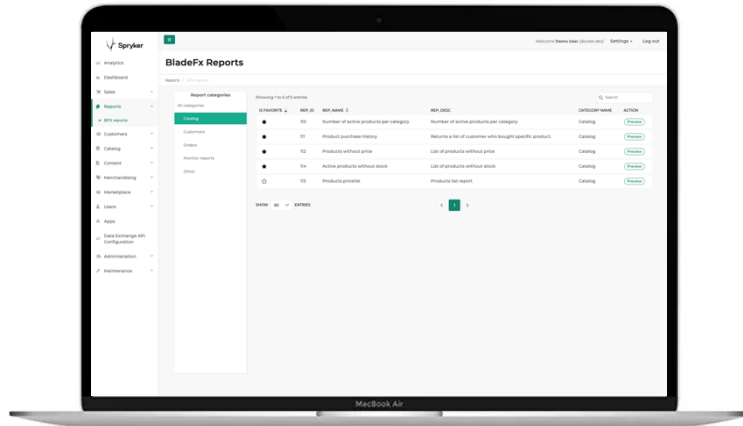
	Free (BladeFX cloud)	Team (BladeFX cloud)	Professional (hybrid cloud)	Enterprise (hybrid cloud)	Enterprise (on-premise)
Reports	10	30	100	500	<i>unlimited</i>
Views / Refreshes	2^k	45^k	90^k	180^k	<i>unlimited</i>
Users (all roles)	1	5	10	150	<i>unlimited</i>
Backup / Restore¹⁾	1^{day}	80^{days}	160^{days}	360^{days}	<i>unlimited</i>
All features	✓	✓	✓	✓	✓
24/7 Support	✗	✓	✓	✓	✓
Pricing	FOREVER FREE	59,99 € monthly 659,99 € annually	129,99 € monthly 1429,99 € annually	599,99 € monthly 6599,99 € annually	349,99 € monthly 3849,99 € annually

¹⁾ Fair usage policy applies

Annual plans include 1 month free!

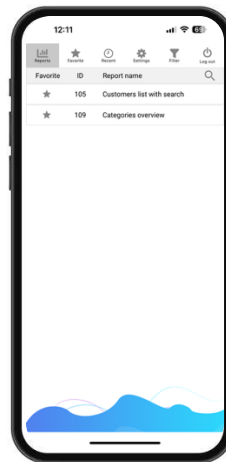
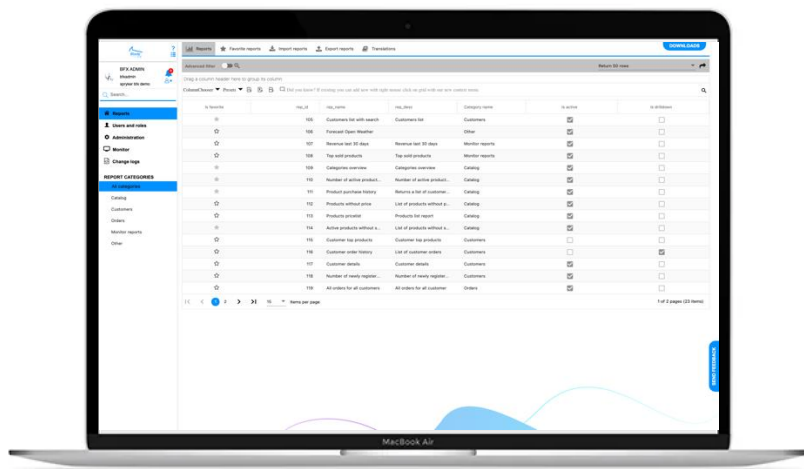
From Navigation to Insights

Access BladeFX directly within Spryker from the sidebar, browse available reports, and instantly view key insights right inside the Spryker interface. **No integration hassle, no context switching!**



Access critical reports anytime, anywhere

With the BladeFX web and mobile application, your data isn't tied just to the Spryker Interface. Ideal for execs, sales reps, or partners who need insights without logging into the Spryker platform.



Contact Us

Sales
sales@xiphias.hr
+385 42 601 709

Tomislav Hundrić, CEO
tomislav.hundric@xiphias.hr
+385 99 3106 302

Office Address
Ulica Frane Supila 7b
HR-42000, Varaždin
Croatia

Experience BladeFX in action

Use our live sandbox to experience BladeFX directly in a Spryker setup. Explore real reports across the storefront, backoffice, and merchant portal.



Yves Storefront

Try Now



Backoffice

Try Now



Merchant Portal

Try Now

The background features a large, solid blue shape on the left side. To its right, there are several organic, flowing shapes in shades of green and blue. Some of these shapes have patterns: one has white diagonal lines, and another has white dots. The overall design is modern and abstract.

THANKS!